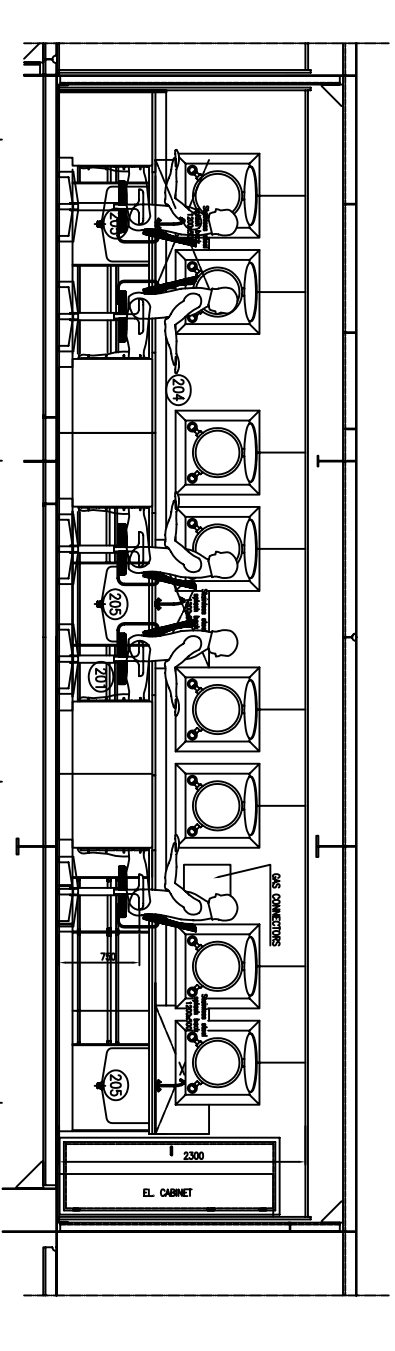
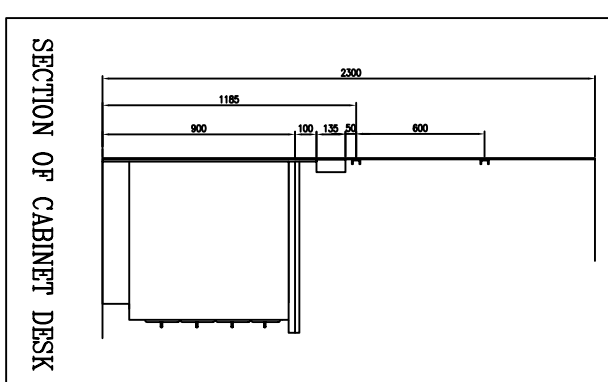


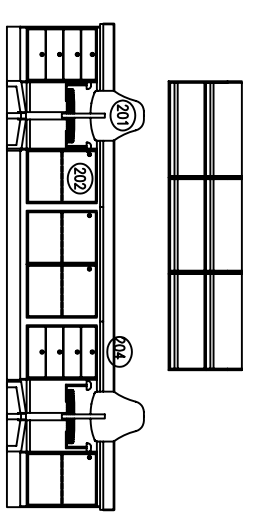
PLAN UPPER DECK



SECTION B-B  
LOOKING TOWARDS SHIP SIDE

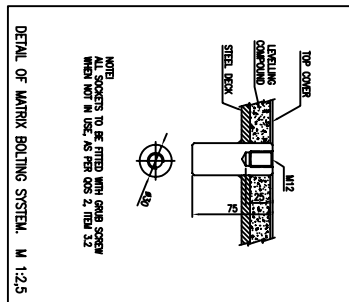


SECTION OF CABINET DESK

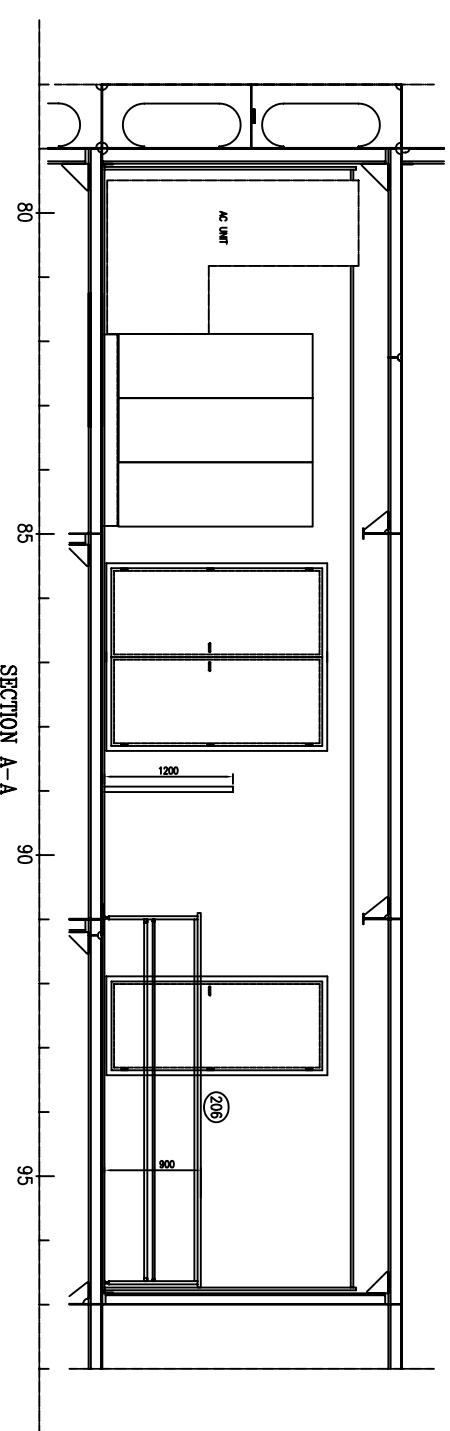


DETAILS CABINET DESK

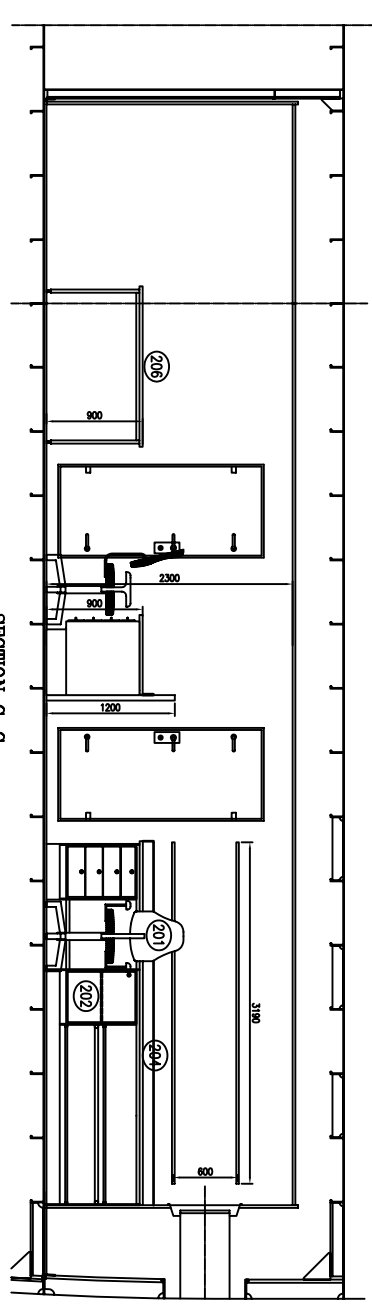
M 1:12,5



DETAIL OF MATRIX BOLTING SYSTEM M 1:2,5



SECTION A-A



SECTION C-C

ALL STAFFET BAUS ON WALL TO BE MOUNTED NOT MORE THAN 200mm FROM WALL OR CORNER

NO.	DESCRIPTION	QTY	UNIT	DATE
206	1	PLANNING TABLE		
203	3	SINK (LEFT)		
204	6	INDEX		
202	10	SEAT / CHAIR		
201	8	CHAIR		
200	8	STATIONS		

REV.	DESCRIPTION	DATE
1	ISSUED FOR CONSTRUCTION	11.11.2003
2	REVISION TO: TO ADD COMMENTS	11.11.2003
3	REVISION TO: TO ADD COMMENTS	11.11.2003
4	REVISION TO: TO ADD COMMENTS	11.11.2003
5	REVISION TO: TO ADD COMMENTS	11.11.2003
6	REVISION TO: TO ADD COMMENTS	11.11.2003
7	REVISION TO: TO ADD COMMENTS	11.11.2003
8	REVISION TO: TO ADD COMMENTS	11.11.2003

NO.	DESCRIPTION	QTY	UNIT	DATE
1	1	SEAT / CHAIR		
2	1	CHAIR		
3	1	SEAT / CHAIR		
4	1	CHAIR		
5	1	SEAT / CHAIR		
6	1	CHAIR		
7	1	SEAT / CHAIR		
8	1	CHAIR		

**FLÅKKEFJORD SLIPP & MASKINFABRIKK**  
**MAIN LABORATORY, UPPER DECK**  
**185**  
 DATE: 09.05.05  
 DRAWING NO: 2003077  
**SKIPSTEKNISK AS**  
 CONSULTING ARCHITECTS AND ENGINEERS  
 SKIPSTEKNISK AS  
 P.O. BOX 100  
 N-2007 SANDNES  
 TEL: +47 51 95 10 00  
 FAX: +47 51 95 10 01  
 WWW.SKIPSTEKNISK.NO

185-484-007-F  
 1:25